

Reach Out and Read

Site Coordinator Manual 2023-2024



Reach
Out
& Read®



Updated December 20, 2023



Reach Out and Read Site Coordinator Manual

Ninth Edition 2023-2024

Clinic Name: _____

Site ID: _____

myROR.org Login Information

Site Coordinator Name/Email: _____

Password: _____

Scholastic Account Number: _____

All About Books Account Number: _____

Reach Out and Read Program Manager/Affiliate Contact:

Name: _____

Email: _____

Phone: _____

Helpful Links:

www.myror.org

www.reachoutandread.org

<https://www.facebook.com/reachoutandread/>

www.youtube.com/user/reachoutandread

<https://www.instagram.com/reachoutandread/>

<https://twitter.com/reachoutandread>



Table of Contents

<u>Introduction</u>	Page 4
<u>Ten Important Things to Know About Participating in Reach Out and Read</u>	Page 5
<u>About Reach Out and Read</u>	Page 7
<u>Reach Out and Read Organizational Structure</u>	Page 8
<u>Start Up Checklist for New Programs</u>	Page 10
<u>Site Coordinator Role and Responsibilities</u>	Page 12
<u>Medical Consultant Role and Responsibilities</u>	Page 13
<u>Using myROR.org</u>	Page 14
<u>Training</u>	Page 17
<u>Progress Reports</u>	Page 19
<u>Site Quality Classification</u>	Page 22
<u>Satellites</u>	Page 23
<u>Dealing with Staff Turnover</u>	Page 24
<u>Book Selection and Policy</u>	Page 25
<u>Obtaining Books for Your Site</u>	Page 28
<u>Administering, Storing, Categorizing and Tracking Book Distribution</u>	Page 31
<u>Frequently Asked Book Questions</u>	Page 33
<u>Creating a Literacy-Rich Environment</u>	Page 34
<u>Fundraising</u>	Page 36
<u>Public Relations Using the Reach Out and Read Name</u>	Page 38
<u>Glossary of Terms</u>	Page 39



Introduction

Welcome to Reach Out and Read!

Congratulations on joining the Reach Out and Read network! We are a national nonprofit organization that trains and supports medical providers who give books to children at well-child visits, along with advice to parents/caregivers about the importance of reading aloud. Our organization builds on the unique relationship between parents/caregivers and medical providers to **promote the positive parent/child interactions that strengthen bonds within families** and are the foundation for essential early literacy skills in young children.

Reach Out and Read thrives on the passion and service of the **more than 33,000 primary care providers** and staff who make our model a standard part of pediatric care. We are thrilled that you have decided to incorporate Reach Out and Read into your practice, and we look forward to working with you **to help parents/caregivers give their young children the best start in life**. Thank you for all you do to serve the children and families in your community!

Reach Out and Read Organizational Values

Reach Out and Read team members are guided by the following core values:

PASSION

We believe in the transformative power of books and reading to strengthen families and positively affect the development of children. Our shared mission binds us together as one organization and is the motivation behind everything that we do.

EXCELLENCE

We deliver the highest quality, evidence-based program, expect greatness from ourselves and each other, and are accountable to the communities we serve, so that children grow up better prepared to achieve their potential.

RESPECT

Our success depends on the positive relationships we build with colleagues, partners, the medical community, and families. We embrace diverse ideas, talents, and backgrounds.

INNOVATION

Resourcefulness and a revolutionary model make us one of the most effective, efficient school-readiness initiatives in the nation. We make strategic decisions to facilitate growth and long-term, sustainable impact.

How to use the Site Coordinator Manual

This manual is intended to guide Reach Out and Read Site Coordinators through the tasks and responsibilities associated with running a successful Reach Out and Read program site. Wherever possible, links to the internal Reach Out and Read website, myROR.org, will direct the reader to more complete information and additional materials. You will need your myROR.org log-in information to access some links.

If you have any questions or feedback while using this manual, we encourage you to contact your Affiliate contact/Program Manager, or the National Office at 617-455-0600 or info@reachoutandread.org.

Ten Important Things to Know About Participating in Reach Out and Read

- 1. Reach Out and Read is a simple, evidence-based intervention that takes place between medical providers and families with young children to encourage the positive parent/child interactions that support early brain development through a focus on sharing books.** At a Reach Out and Read site, pediatric providers have been trained about the importance of reading aloud starting at birth and are advocates for family bonding. Providers enter the exam room with a developmentally appropriate book in hand and give it to the child at the start of the visit, taking the opportunity to discuss with caregivers the importance of reading aloud as well as modelling it in the exam room. For more information on the model, click [here](#).
- 2. Reach Out and Read works best when ALL providers are trained.** Prior to activation of the site, we require that at least 75% of providers that will be participating in Reach Out and Read complete the training, and that all new providers subsequently added do so as well. We recognize that some Affiliates have higher standards for training and participation in Reach Out and Read, and we suggest you contact info@reachoutandread.org or your Affiliate Contact/Program Manager. For information on the training, click [here](#).
- 3. Reach Out and Read should be implemented clinic wide.** At the most effective Reach Out and Read sites, the message is reinforced throughout the clinic. All staff engage in responsive interactions with the child, encourage excitement about the book, and support the importance of shared reading with caregivers.
- 4. Reach Out and Read sites have different levels of support.** Some Reach Out and Read sites are located in areas with a local Reach Out and Read Affiliate that can help provide books and conduct in-person meetings for deeper support. “Independent” sites are not located in these areas and receive support from Reach Out and Read National. Although we typically cannot provide funding or conduct in-person visits, we can answer logistical questions, share best practices, and provide many other services. For more information on the structure of the Reach Out and Read network, click [here](#).
- 5. The Reach Out and Read intervention is designed for children 0-5 years old.** Currently, Reach Out and Read sites are only required to provide books and advice to families with children 6 months – 5 years old, although providers should be talking with parents/caregivers about the importance of talking, singing, reading, and playing with their infants right from the newborn visit. However, in alignment with a [policy statement from the AAP](#), which suggests that the model should be used starting in infancy, we encourage you to provide books for families with infants at every opportunity. Your local Affiliate can provide additional guidance about how to integrate Reach Out and Read in those early visits.
- 6. The Reach Out and Read internal website, myROR.org, is a critical tool that will help in the implementation of Reach Out and Read at a program site.** As a Reach Out and Read site, you will use myROR.org to train your providers, submit progress reports, and order books. Please make sure that the Site Coordinator and all medical providers have an account on myROR.org. For information on how to use myROR.org, click [here](#).

7. **Reach Out and Read sites are required to complete a progress report to maintain their “Active” status as a site.** Twice-yearly progress reports are a valuable tool that we use to evaluate our reach and assess whether a site is actively participating. For more information on progress reports, click [here](#).
8. **Literacy-rich waiting rooms are a key part of the Reach Out and Read model.** The Reach Out and Read model begins when a family enters the clinic, even before the well-child visit. Clinics can use posters, waiting room libraries, volunteer readers, and murals to promote family engagement and literacy even while families wait. We are aware that sometimes it is not possible to create a literacy-rich waiting room. For more information about literacy-rich waiting rooms, click [here](#).
9. **Reach Out and Read sites are responsible for raising their own book funds unless otherwise indicated by their local Affiliate leader.** Unfortunately, Reach Out and Read does not have the capacity to provide full book funding to sites. When applying to Reach Out and Read, sites are required to have *at least* one year’s worth of funding available. For information on ordering books, click [here](#).
10. **Reach Out and Read partners with our approved vendors, Scholastic and All About Books, to provide high-quality, low-cost books for Reach Out and Read sites.** As part of our partnership, Scholastic and All About Books will send you an annual catalog designed specifically for Reach Out and Read sites with books at reduced prices. To read more about our approved vendors and the services they provide, click [here](#).

If you have any questions, please contact info@reachoutandread.org or, if you are supported by a Reach Out and Read Affiliate, your Affiliate contact/Program Manager.



About Reach Out and Read (ROR)

The Reach Out and Read Model

Reach Out and Read works directly with pediatric providers to share the lifelong benefits that result from families reading aloud to their children every day. We know that nurturing, language-rich interactions like reading aloud together give young children a foundation for success. By integrating reading into pediatric practices, advising families about the importance of reading aloud, and giving books at well-child visits, we foster enduring family bonds between caregivers and their children that promote healthy childhood development. Within the ROR model:

- At the beginning of the visit, primary care providers deliver each child a new, developmentally appropriate book to take home with them.
- Pediatric teams share the benefits of reading aloud and sharing with their young children at each well-child visit from infancy through 5 years. Providers show parents how to hold books to best engage their children, how to interact with the text and images to help them follow along, and how to talk about stories with infants, toddlers, and preschoolers. Families gain a deeper understanding of why they should make reading a daily habit, and leave inspired to cuddle up with their young one and a book.
- When feasible, Reach Out and Read sites also create literacy-rich environments that may include gently used books for waiting room use or for siblings to take home. In some waiting rooms, Reach Out and Read volunteers model for parents/caregivers the pleasures and techniques of reading aloud to very young children.

Reach Out and Read is Evidence-Based

Research shows that when pediatricians incorporate the Reach Out and Read model into well-child visits, there is a significant effect on caregiver behavior and attitudes toward reading aloud, as well as improvements in the language scores of young children who participate. The body of independent, peer-reviewed, and published research supporting the efficacy of the Reach Out and Read model is more extensive than for any other psychosocial intervention in general pediatrics.

In participating families, more than 20 studies show:

- Parents are 2.5X more likely to read with their infants, toddlers and preschoolers.
- Parents are 2X more likely to read with their children three or more times per week.
- Families are 2.5X more likely to enjoy reading together or to have books in the home.
- Children's language development is improved by 3-6 months.
- Children's language ability improves with increased exposure to Reach Out and Read.
- Clinic culture and clinician well-being is improved.

For more information on the proven effectiveness of the Reach Out and Read model, please visit our website [here](#).



Reach Out and Read Organizational Structure

Reach Out and Read has a network of staff across the country working to support participating sites. Reach Out and Read Affiliates are statewide and regional offices associated with Reach Out and Read National that work directly with local Reach Out and Read sites to ensure the effective implementation of the program model. Below are descriptions of the key functions of the different entities that comprise the Reach Out and Read network:

Reach Out and Read Sites (individual primary care locations where Reach Out and Read is delivered)

- Implement the Reach Out and Read model with fidelity
- Assign a Medical Consultant and an On-Site Coordinator to oversee both medical and administrative aspects of the program (a site's Medical Consultant can also serve as the Coordinator, if preferred)
- Ensure that all pediatric primary care providers complete the required online myROR CME training to gain a comprehensive understanding of the Reach Out and Read model
- Encourage all clinic staff to complete the online training outside of the required provider cohort to promote shared knowledge of Reach Out and Read in the clinic
- Guarantee that books are in adequate supply, organized appropriately, and delivered at the start of the well-child visit
- Provide or raise funds for books as needed to fulfill the Annual Book Commitment
- Complete and submit biannual Reach Out and Read progress reports on myROR.org
- Establish and maintain a literacy-rich environment, where feasible
- Maintain regular contact with their local Affiliate or Reach Out and Read National as appropriate
- Assist with federal, state, and local advocacy efforts by hosting Legislative Site Visits and contacting elected officials, as appropriate


Reach Out and Read Affiliates (local teams that support participating Reach Out and Read sites in their geographic area)

Note: The support outlined below may vary among Affiliates, and we recommend contacting yours directly to learn more about the services it provides.

- Review all new site applications monthly in coordination with National
- Provide ongoing technical assistance to Reach Out and Read sites
- Coordinate medical provider trainings, re-trainings, and program orientations
- Communicate regularly with Reach Out and Read sites via email, phone, and in-person visits
- Conduct in-person site visits to Reach Out and Read sites to create a personal connection with the sites and support high program quality
- Assist sites in fundraising, or provide books if funding is available
- Oversee state/regional expansion efforts
- Fundraise and advocate for state and private funding
- Collaborate with local literacy, education, and healthcare efforts within the state/region

Reach Out and Read National (hub of support for both ROR Affiliates and independent sites in locations without a local Affiliate)

- Review and approve all new site applications monthly in coordination with local Affiliates, where applicable
- Issue biannual progress reports for Reach Out and Read sites to complete
- Provide technical assistance to sites and Affiliates via reachoutandread.org and myROR.org
- Collect site data for local, statewide, and national dissemination and analysis
- Provide medical leadership and guidance to Affiliate Medical Directors and local medical providers
- Develop and implement training curriculum and relevant policies and procedures
- Serve as the primary programmatic support contact for Reach Out and Read sites in states/regions not served by a Reach Out and Read Affiliate
- Set standards to ensure consistent and high-quality program implementation and performance
- Work with children's book publishers to provide sites with special book offers at significant discounts
- Produce annual book catalogs in partnership with approved vendors
- Conduct, facilitate, and promote Reach Out and Read-related research and evaluation
- Foster the sharing of best practices of Reach Out and Read Affiliates and sites
- Develop and maintain national partnerships with healthcare, early learning/childhood, and literacy organizations
- Formulate national communications, public awareness, and development strategies
- Create standardized marketing and communications materials for use by all levels of the organization
- Produce and distribute Reach Out and Read program materials
- Design fundraising templates and resources for Affiliate and site use
- Develop federal public policy and advocacy efforts for the sustainability of Reach Out and Read
- Assist Reach Out and Read Affiliates with statewide advocacy efforts



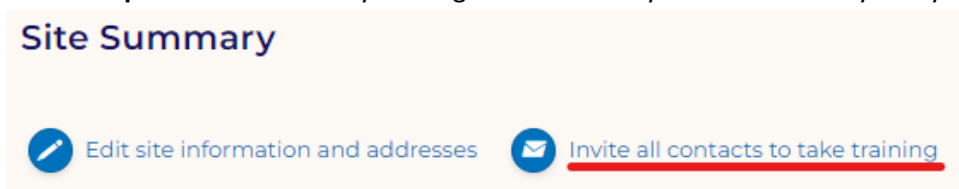
Start-Up Checklist for New Programs

Resources to Review

- ☐ [New Site Start-Up Timeline Document](#)
- ☐ [Role of Reach Out and Read Site Coordinator](#)
- ☐ [Role of Reach Out and Read Medical Consultant](#)
- ☐ Your site's [myROR.org](#) full pages (*accessible to the Site Coordinator, Medical Consultant, and Clinic Manager*)
- ☐ Reach Out and Read [Affiliates](#) (*if there is a local Affiliate in your area, it will be instrumental in supporting the Startup process for your clinic.*)

Medical Providers and Staff

- ☐ Add all providers serving children ages 0-5 at your site to your site's myROR.org account.
- ☐ Invite all providers to train by clicking the button on your Site Summary in myROR.org, indicated below:



- ☐ Devise a training plan/timeline for all new providers to complete the online CME course (1.5 CME credits). For instructions on how to access and complete the training, please refer providers to [this document](#).
- ☐ Formulate a plan for the collection of data required for the biannual progress report. Importantly, who will fill out the progress report and submit by the due date (via [myROR.org](#))?
- ☐ Establish a transition plan for Site Coordinator and Medical Consultant roles in the event of staff turnover.

Books

- ☐ Explore the book offerings available through our two approved vendors (All About Books and Scholastic). Information on the offerings of both vendors can be found on the "Books" tab of myROR.org. *Please note that your new program cannot order books until you have received official "Active" notification from a Reach Out and Read staff member.*
- ☐ Designate an area for book storage. Determine who will stock this area (and how often).
- ☐ Devise a method to ensure that providers have a book in hand for each well-child visit.
- ☐ Develop a tracking system for books given out. You will need this information for progress reports. Some suggestions: a tally sheet, a bookmark or card pulled from book and placed in a bin or basket, a check-off box in your EMR to note that the book was given out to a child, or quarterly book counts.


Managing Multiple Sites

- ☐ If overseeing more than one clinical location, decide whether you'd prefer to apply to have (a) satellite site(s) (*if all book ordering and administrative support services will be provided by one "primary site"*) or submit a separate application (*if administrative tasks will be handled separately in each clinic*). Sites that are supported by an Affiliate are strongly encouraged to contact their Affiliate contact/Program Manager to decide together whether to create a satellite or start a new application. Independent sites can also contact National for similar support.
- ☐ For more information on satellite sites, click [here](#).

Timeline

There are several dates during the year that are relevant to your Reach Out and Read site. You should anticipate our *Notes from National* newsletter to be sent to primary contacts once a month, and our *Provider Bulletin* newsletter to be sent to Medical Consultants quarterly. Your local Affiliate office may also have additional dates, deadlines, and regularly scheduled communications.

- Winter
 - ✓ January progress reports include data from July-December of the previous year and are posted on myROR.org by January 15th.
 - ✓ January progress reports are due March 1st. If March 1st falls on a holiday or weekend, then January reports are due the closest following business day.
- Spring
- Summer
 - ✓ July progress reports include data from January-June and are posted on myROR.org by July 15th.
 - ✓ July progress reports are due September 1st. If September 1st falls on a holiday or weekend, then July reports are due the closest following business day.
- Fall
 - ✓ Medical Consultant Surveys are sent out in late Summer-early Fall.



Site Coordinator Role and Responsibilities

The Reach Out and Read Site Coordinator plays an essential role in the efficient implementation of the program. We thank you in advance for being the liaison between Reach Out and Read, your providers, and the children and families we serve together.

With the site's Reach Out and Read Medical Consultant and provider staff, the Site Coordinator helps determine the best ways to implement the program.

The role of the Reach Out and Read Site Coordinator is to:

- **Implement efficient systems for:**
 - ✓ Ensuring that medical providers have a book in hand upon entering the exam room to use as a tool in their developmental surveillance during well-child visits for children through age 5
 - ✓ Ordering, stocking, tracking, and reporting the books distributed
 - ✓ Compiling data for biannual progress reports and submitting the report on time
 - ✓ Keeping site and contact data current on myROR.org
 - ✓ Updating the Medical Consultant about relevant correspondence from the local Reach Out and Read Affiliate and/or National, as well as any challenges in the implementation of the Reach Out and Read program
- **Establish a literacy-rich environment, wherever feasible, which may include:**
 - ✓ Maintaining a collection of gently used children's books in the waiting room
 - ✓ Creating a reading corner, perhaps with a small table/chairs
 - ✓ Hanging literacy-themed posters on waiting room and/or exam room walls
 - ✓ Posting library sign-up information, story hour schedules
 - ✓ Acquiring and posting adult literacy resources/information
 - ✓ Asking members of the community and staff members to hold gently-used book drives
- **Work with appropriate clinic/department administrator(s) and, where applicable, the local Reach Out and Read Affiliate, to ensure long-term book funding needs are met. You can anticipate an average cost of \$3.50 per book.**

Medical Consultant Role and Responsibilities

A site's Medical Consultant plays a key role in incorporating Reach Out and Read into the pediatric or family practice setting and acts as the face and medical voice of the program. While this is not a demanding or time-consuming role, the Medical Consultant provides oversight of the clinical components of the program.

The role of the Reach Out and Read Medical Consultant is to:

- **Ensure medical providers' fidelity to the Reach Out and Read model by reinforcing the practices upon which Reach Out and Read research outcomes are based. These include:**
 - ✓ Beginning the well-child visit by handing the book to the child
 - ✓ Using the book as part of developmental surveillance, streamlining what providers are already doing
 - ✓ Fostering parental engagement by offering anticipatory guidance to parents/caregivers about how best to interact and engage with their children when sharing and reading books together. (For more detailed guidance, please see: [Milestones of Early Literacy Development](#) chart.)
- **Promote completion of the required Reach Out and Read Provider Training online CME course** by at least 75% of the pediatric provider staff *before* the program is implemented (or, in a family practice, by 75% of providers who see children under age 6)
- Orient **new** providers as they join the practice and ensure their timely completion of the Reach Out and Read training course
- Work with the Reach Out and Read Site Coordinator, practice manager, and other staff to determine and implement efficient systems for flow of books to the exam room, book tracking, book ordering, etc.
- Ensure that providers are familiar with specialized Reach Out and Read materials as they are released to the network
- **Support timely and accurate submission of the biannual progress report** via myROR.org by the Coordinator or Medical Consultant
- **Once a year, include Reach Out and Read in the staff meeting agenda.** Review program implementation, challenges and successes, provider training and refresher needs, feedback about book selection, and address any general questions/concerns
- **Work with appropriate clinic/department administrator(s) and, where applicable, the local Reach Out and Read Affiliate, to ensure that long-term book funding needs are met**

Using myROR.org

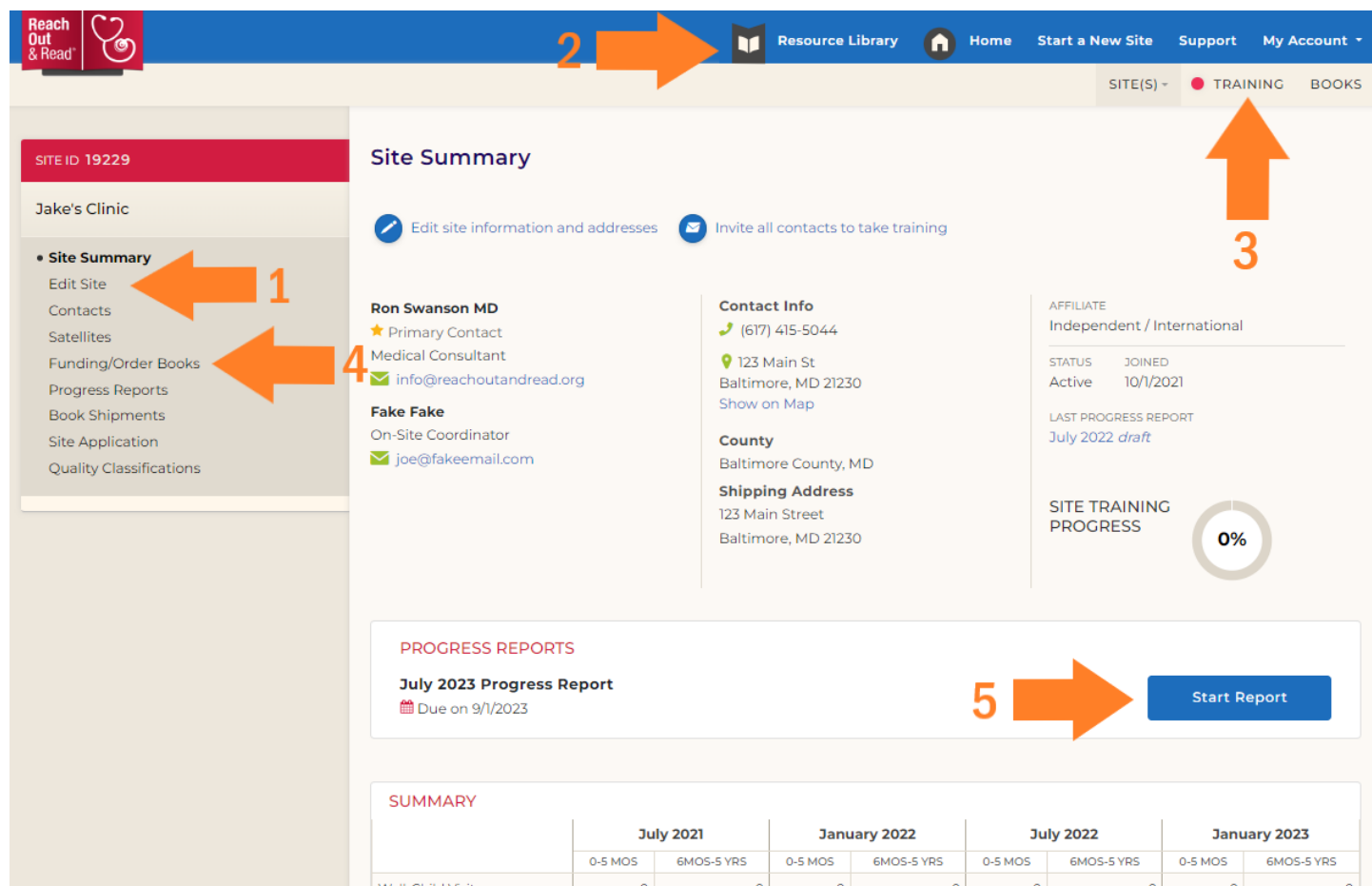
myROR.org is Reach Out and Read's online portal, through which you will administer your program.

myROR.org allows you, as Site Coordinator, to log in and complete the following tasks:

- Complete biannual progress reports to provide the data needed to prove our impact
- Update medical providers' contact info so they can log in to myROR.org and complete trainings on their profile
- Update site information such as address, phone number, and location to allow us to inform you of local initiatives
- Order books through your site's [Funding/Order Books](#) page with our approved vendors
- Utilize resources located in our [Resource Library](#), including printable handouts, bookmarks, and posters for your offices and patients

For instructions on how to log in to myROR.org [click here](#).

Once logged in, please refer to the page view below for information on how to navigate the website. The key is in the boxes below the diagram.



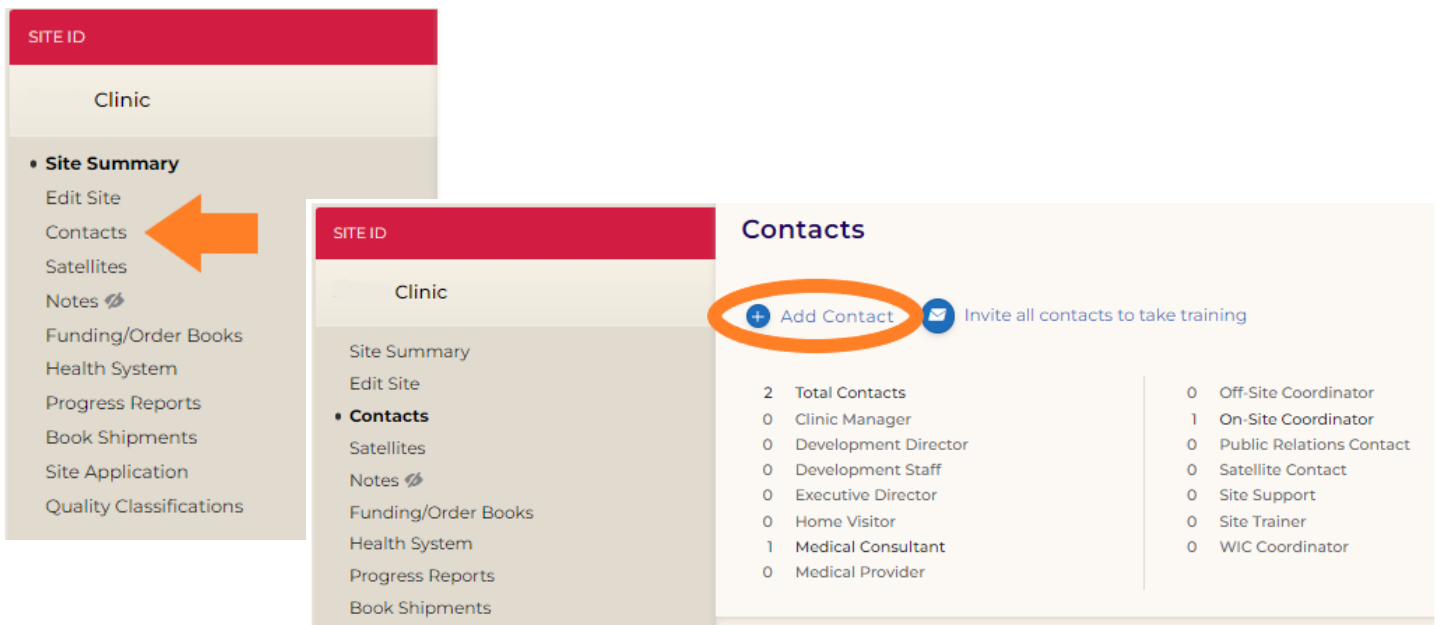
The screenshot shows the myROR.org interface. A blue navigation bar at the top contains the Reach Out & Read logo, a 'Resource Library' icon, and links for Home, Start a New Site, Support, and My Account. An orange arrow labeled '2' points to the 'Resource Library' icon. Below the navigation bar, a tabbed interface shows 'SITE(S)', 'TRAINING' (selected), and 'BOOKS'. An orange arrow labeled '3' points to the 'TRAINING' tab. The main content area is titled 'Site Summary' for 'SITE ID 19229' (Jake's Clinic). It includes links to 'Edit site information and addresses' and 'Invite all contacts to take training'. The 'Contact Info' section lists 'Ron Swanson MD' as the Primary Contact (Medical Consultant) and 'Fake Fake' as the On-Site Coordinator. The 'Shipping Address' is 123 Main Street, Baltimore, MD 21230. The 'AFFILIATE' is Independent / International, and the 'STATUS' is Active (JOINED 10/1/2021). The 'LAST PROGRESS REPORT' is July 2022 draft. A 'SITE TRAINING PROGRESS' gauge shows 0%. An orange arrow labeled '1' points to the 'Site Summary' link in the left sidebar. An orange arrow labeled '4' points to the 'Funding/Order Books' link in the left sidebar. At the bottom, a 'PROGRESS REPORTS' section shows the 'July 2023 Progress Report' due on 9/1/2023. An orange arrow labeled '5' points to the 'Start Report' button. Below this is a 'SUMMARY' table.

	July 2021		January 2022		July 2022		January 2023	
	0-5 MOS	6MOS-5 YRS	0-5 MOS	6MOS-5 YRS	0-5 MOS	6MOS-5 YRS	0-5 MOS	6MOS-5 YRS
Well-Child Visits	0	0	0	0	0	0	0	0

1. The left navigation menu allows you to edit your site information such as location shipping address, update/add a contact, monitor training completion, review progress reports, and more.
2. The Resource Library is a collection of hundreds of materials, documents, and resources to help enhance Reach Out and Read at your site.
3. The Training tab is where you can access YOUR personal training info for Reach Out and Read.
4. Use the Funding/Order Books page to access our partner book vendors' online stores and order books.
5. During progress reporting season, this Start/Continue button will provide quick access so that you can complete the biannual progress report.

Creating an Account

As Site Coordinator, you will be responsible for adding all providers and staff participating in Reach Out and Read at your site as "contacts" on myROR.org. To create a contact, click "Contacts" in the gray menu on the left side of the screen. You can then click the "Add Contact" icon at the top of the screen.

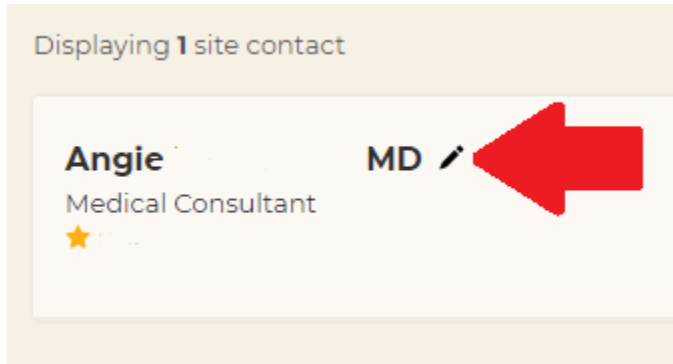


The screenshot shows the myROR.org interface. On the left, a gray navigation menu lists various site management options. An orange arrow points to the 'Contacts' option. The main content area shows the 'Contacts' page, which includes a header with 'SITE ID' and 'Clinic'. Below the header, there is a list of site management options, with 'Contacts' highlighted. The 'Add Contact' button is circled in orange. To the right of the 'Add Contact' button is a link that says 'Invite all contacts to take training'. Below this, there is a table showing the number of contacts for various roles.

Role	Count
2 Total Contacts	0
0 Clinic Manager	0
0 Development Director	0
0 Development Staff	0
0 Executive Director	0
0 Home Visitor	1
1 Medical Consultant	0
0 Medical Provider	0
0 Off-Site Coordinator	1
1 On-Site Coordinator	0
0 Public Relations Contact	0
0 Satellite Contact	0
0 Site Support	0
0 Site Trainer	0
0 WIC Coordinator	0

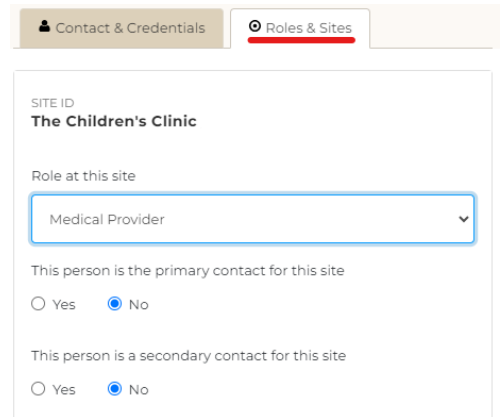
myROR.org will ask for the name or email address of the contact, and will search our database for any possible matches, in case they may have been listed as a contact at another Reach Out and Read site. If the contact already has an entry in myROR, you can use the "Add this Contact" button to add the existing contact to your site so that any training the contact completed previously will still be tied to their account. If the contact does have an entry in our database, you can use the blue "Choose this Contact" button to claim their profile – this will prevent the database from creating a duplicate entry. Any information from this previous listing, including email address and phone number, as well as any Reach Out and Read trainings that were completed, will be moved over and connected to the new site. If the contact is not listed in myROR.org, you can use the "Add New Contact" button to create a new entry for the contact and add the contact's information to the site.

Editing a Contact/Designating a Primary Contact



Primary contacts in myROR receive all correspondence from Reach Out and Read National and/or your local Affiliate, if applicable. This correspondence may include progress report reminders, newsletters, and volunteer and book donation inquiries if your site has opted in to them. If you are not the primary contact, you must add someone else at your site as the primary contact. To do so, first find the contact belonging to the person you want to be the primary contact, and click the pencil next to their name.

At the top of the Edit Contact pop-up window, go to the Roles & Sites tab, then select “Yes” for the statement that they will be the primary contact for the site. Be sure to scroll down to the bottom of the pop-up window and click the blue “Save Changes” button. You can make any other edits to the contact, including their role, name, and email address by utilizing the pencil icon.



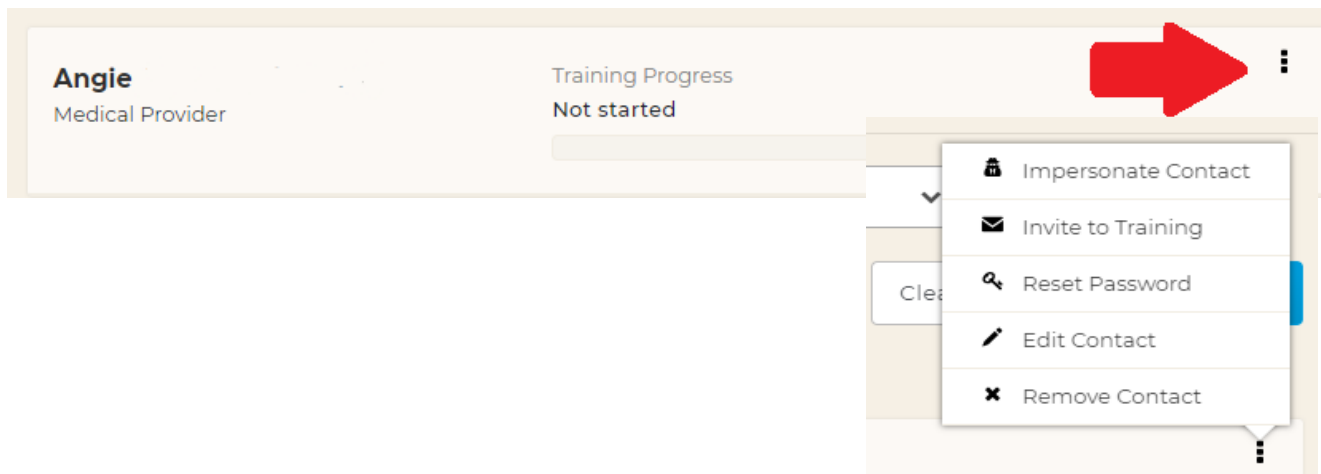
Designating Secondary Contact

In addition to the primary contact designation, you can also designate a secondary contact. Secondary contacts will not receive correspondances from National, but local Affiliates may choose to use utilize these contacts as the backup for the Primary Contact. Secondary contacts may receive messages from Affiliates including progress report reminders, newsletters, and other local communications.

You can designate a secondary contact by following the same primary contact steps listed above.

Removing a Contact

In addition to adding and editing contacts, you must remove contacts consistently as they leave your site. To delete any providers or staff who are no longer active, click the three dots to the right of each name and select “Remove Contact” from the menu. It is from this menu that you can also edit the information of a contact (email, phone, etc.), reset the contacts password if they are unable to login to myROR, and send the contact an email to invite them to take the ROR training.



Training

Core Training: ROR 101

Medical providers (MDs, DOs, NPs and PAs) are essential to the success of your program and are the vital link to improving outcomes for children and families through the quality of their anticipatory guidance. What the medical provider offers is what the parent takes home: the advice, information, support, and of course, the book. **It is important for providers to think of Reach Out and Read as promotion of positive parent-child interactions that are the foundation for healthy brain development leading to development of language, literacy and social-emotional skills.**

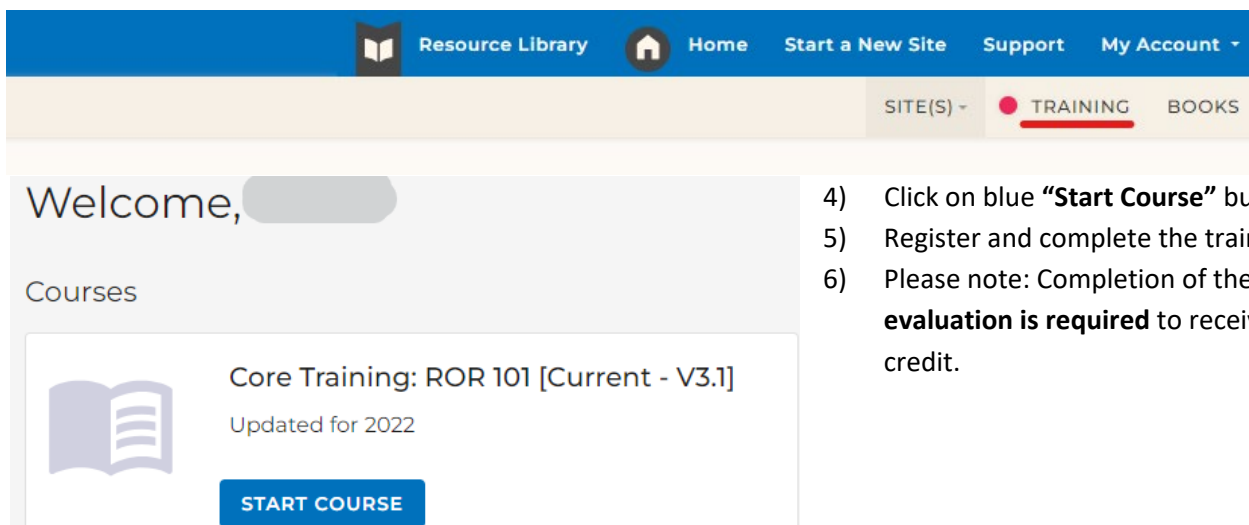
The Reach Out and Read Core Training for medical providers occurs before the activation of your program. When a new medical provider joins your site, they must complete the Reach Out and Read Core Training as well. The training grounds medical providers in the developmental aspects of relational health and early literacy, techniques for incorporating books into the well-child visit, and tips for offering anticipatory guidance and literacy promotion. These techniques were developed by practicing primary care providers familiar with the pressures and complexities of taking care of young children in busy clinics. The training demonstrates how use of the book can enhance your interactions and streamline developmental surveillance, especially by starting the visit with the book.

Accessing the Core Medical Provider Training

Each provider listed as a contact in **myROR.org** can access the online course using their individual password and log-in information.

To access the online CME course:

- 1) Go to myROR.org
- 2) Log in with your personal log-in information:
Email Address: The email address associated with your myROR account
Password: Your personal password
- 3) Click on **“Training”** in the upper right-hand corner of the page



The screenshot shows the myROR.org website interface. At the top is a blue navigation bar with links: Resource Library, Home, Start a New Site, Support, and My Account. Below this is a light orange banner with tabs: SITE(S), TRAINING (selected), and BOOKS. The main content area has a grey header with 'Welcome, [user name]' and a 'Courses' section. Under 'Courses', there is a card for 'Core Training: ROR 101 [Current - V3.1]' with a book icon, 'Updated for 2022', and a blue 'START COURSE' button.

- 4) Click on blue **“Start Course”** button
- 5) Register and complete the training
- 6) Please note: Completion of the **course evaluation is required** to receive CME credit.

In-Person Training

Some Affiliates can arrange an in-person training session, as a supplement to the online training, with an experienced Reach Out and Read medical provider. This training does not replace the required online training but can provide an enhancement and opportunity for deeper conversation about the integration of Reach Out and Read. The trainer, who will also be a Reach Out and Read provider, will need about an hour to review material with the providers, and may also advise other clinical and administrative staff. If you would like to arrange an in-person training for your site, please contact your Affiliate contact/Program Manager.

Residency Training

For sites with family practice or pediatric residency programs, residents are expected to take the online Reach Out and Read Core Medical Provider Training, in addition to the Reach Out and Read orientation that is part of their residency program. Please note that if their credentials are listed as “Resident” when their contact information is entered into myROR.org, their training status will not impact the site’s overall training completion percentage.



Progress Reports

Twice each year, all Reach Out and Read sites are required to report on their activity. The Site Coordinator or Medical Consultant will typically complete the progress report; only contacts who are listed with the following roles have access to the progress report: On-Site Coordinator, Off-Site Coordinator, Medical Consultant, and Clinic Manager.

Why Complete a Progress Report?

- Reports qualify sites to be considered for book support when books/funding are available.
- Reports provide essential impact statistics for donors and advocacy work.
- Reports enable Reach Out and Read National and Affiliates to review program data and assess program quality.
- Reports allow Affiliates and National to follow up with a program and offer assistance when appropriate.
- **Sites that do not complete reports risk losing their affiliation with Reach Out and Read. Sites that fail to complete three consecutive reports will be deemed “Inactive” (i.e., not implementing the model) and removed from Reach Out and Read.**

When are Reports Available and Due?

Reports are required twice each year, and cover six-month windows of ROR activity:

- The **January Progress Reports** ask sites to provide information about ROR activities during the **preceding July - December**. January Progress Reports are posted to myROR on or around **January 15th** and are **due March 1st**. *(If March 1st falls on a holiday or weekend, then reports are due the closest following business day).*
- The **July Progress Reports** ask sites to provide information about ROR activities during the **preceding January - June**. July Progress Reports are posted to myROR on or around **July 15th** and are **due September 1st**. *(If September 1st falls on a holiday or weekend, then reports are due the closest following business day).*
- All sites' primary contacts receive an email when progress reports have been issued.
- All sites (except those who joined ROR within the current reporting period) are required to report at each period.
- New sites complete their first progress report when they are active for the entirety of the reporting period. Depending upon a site's ROR join date, this may mean that new sites do not have to submit a progress report for their first six months with Reach Out and Read.

This section will guide you through the electronic reporting template, focusing on key questions. Additional progress report resources are available in the Resource Library, including a [Progress Report Video Tutorial](#), [Progress Report Tips](#), and [blank copy of the current Progress Report](#).

1. To complete the progress report, access the reporting page at myROR.org.
2. Log in by typing your name and password.

If you forgot your password:

- Enter your email address and click “forgot password.”
 - An email will be sent to you asking to confirm your email address, be sure to check junk/spam folders.
 - To change or update your password or account, click on “My Account” icon on the top of the page.
3. Click on “Progress Reports,” located under the “Site Summary” tab on the left.

4. Click on “Start Report” for the corresponding reporting period.



Progress Reports

These twice-yearly Reach Out and Read report forms provide the National Center with important data about children and families served in each clinic and help determine programs' eligibility for sustainability funding. You can also view the [original site application](#)

July 2022 Progress Report
Due on 9/1/2022

[Start Report](#)

Displaying all 12 progress reports

Report	Progress
July 2022 Progress Report	Not Started

SITE ID:
July 2022 Progress Report

- ☐ Introduction
- ☒ Site Summary & Contacts
- ☒ Site Shipping Address
- ☒ Visits & Books
- ☐ Population Served
- ☐ Fundraising
- ☐ Literacy Referrals
- ☐ Volunteers
- ☒ Comments
- ☒ Sustainability Support
- ☒ Program Compliance Agreement
- ☐ Review & Submit

5. Once in the Progress Report, you will see a menu along the left side of the screen that will allow you to navigate the sections and monitor your completion of questions in the report.

- ☐ The open grey circle indicates that this section has not yet been started
- ☒ The blue segmented circle indicates that this section is in progress, but has not been completed
- ☒ The green circle with a check mark indicates that this section is complete
- ☒ The red circle with an exclamation point indicates that this section needs attention and not all required questions have been completed

6. You can navigate through the progress report by clicking the section headers in the menu on the left or clicking the “Save & Continue” button at the bottom right of each screen.
7. After reading through the **Introduction**, review the **Site Summary & Contacts** to make any necessary updates to the list of contacts who are currently at your site. Keeping your contact list up to date helps us ensure that all providers are trained and able to incorporate Reach Out and Read with fidelity at your clinic.
8. Review your **Site Shipping Address** and make any necessary corrections.
9. The **Visits & Books** section will ask questions about the number of well-child visits for children in the ROR age range your clinic has conducted over the six-month reporting period, as well as the number of books distributed at those visits.
 - a. Question 1 refers to **children ages 6 months – 5 years**, and
 - b. Question 2 refers to data about children **birth – 5 months** separately. As Reach Out and Read works to expand our model back to birth, we ask that you provide these two age-ranges independently. If your EMR/EHR does not allow for separation of these age ranges, please estimate to the best of your ability.
 - c. Additional questions in this section include your site’s interest in participating in ROR from Birth, expected visit numbers, and any gaps between books and visits.

10. The section on **Population Served** is of special interest to Reach Out and Read. Those are *demographic questions* about the children served at your site. This information is used to understand the nuances of the families at your clinic in order to better serve them, and to demonstrate the *need for the program* and *secure funding* at both the local and national level. Please ensure you complete this information.
 - a. **Insurance Coverage** – Please enter the percentage of children covered by each of the insurance types listed (Medicaid, Tricare, Private, Self-Pay, etc.). This section must total 100%
 - b. **Race** – Please enter percentages estimating the racial makeup of your patient population. If you do not see a particular race listed, use the “Other” category to type out the race category needed. Once you select a race or add a race via the “Other” selection, you can then enter the percentage.
 - c. **Language** – Please select the primary languages spoken by your site’s patient population and enter the estimated percentage. If you do not see a particular language listed, use the “Other” category to type out the language category needed. Once you select a language or add one via the “Other” selection, you can then enter the percentage.
11. The **Fundraising** questions will help your Reach Out and Read Affiliate or Reach Out and Read National to secure additional funding or books for existing Reach Out and Read sites, as well as support new sites in your county/region. Please complete the sources of funding your site received during the six-month reporting period.
12. The **Literacy Referrals** section asks about partnerships your site may have with community groups or organizations, like the local library, other literacy programs, or early childhood support groups.
13. Please update the **Volunteers** section with updates about if/how your site utilizes volunteers and whether you would like to list your site on the ROR public website to accept volunteers.
14. Please complete the **Comments** section as it will help your Reach Out and Read Affiliate or National to better support you and tell the impact story of Reach Out and Read to potential funders. Please share your concerns, needs for support, and/or successful stories in this space. We will review all comments and respond if needed.
15. The **Sustainability Support** section asks about the kinds of books your site would like, if book resources are available either from your local Affiliate or ROR nationally.
16. The **Compliance Agreement** section will ask you to read through and indicate a commitment to implementing Reach Out and Read over the next 6 months.
17. In the **Review & Submit** section, you will be able to review a PDF of your report for accuracy, then complete the report by clicking the blue “Submit” button at the bottom of the page.

Site Quality Classification

Sites that are supported by a Reach Out and Read Affiliate should anticipate regular check-ins to discuss the below metrics through site visits or calls with their Affiliate contact. You can learn more about the role of the Affiliate [here](#). Although sites without Affiliate support may not have regular check-ins, we encourage those sites to review the characteristics listed below at least annually in a full staff meeting to help strive for high-quality implementation of Reach Out and Read.

Please note that these efforts are intended to enhance the quality of the program by identifying areas for improvement and creating plans of action for the site and Affiliate – they are not meant to penalize sites and will not affect your status as a participating Reach Out and Read site.

Characteristics of a Successful Reach Out and Read Program

At Reach Out and Read, we believe that the outcome of the intervention is only as good as the application of the program, which is why we value a culture of evaluation and ongoing quality improvement efforts to promote high-quality delivery of Reach Out and Read. We have identified 14 core characteristics of a successful ROR program, which include:

- **Medical Providers**
 - ✓ At least 75% of medical providers have completed the Reach Out and Read provider training as indicated on myROR.org.
 - ✓ New providers who join the practice complete the Reach Out and Read provider training, as indicated on myROR.org, within 3 months.
 - ✓ The site Medical Consultant on staff actively champions the Reach Out and Read program.
 - ✓ Medical providers give books at the beginning of the well-child visits, accompanied by anticipatory guidance.
- **Books**
 - ✓ Books are given during at least 85% of well-child visits.
 - ✓ Books are easily accessible in the clinic and there is an efficient system to ensure that the book consistently gets into the provider's hands prior to the visit.
 - ✓ High-quality, developmentally appropriate books are readily available. Where possible, linguistically- and culturally appropriate books are available.
 - ✓ An effective system is used to track book distribution.
- **Literacy-Rich Environment**
 - ✓ A literacy-rich environment is created in the waiting room and/or exam rooms.
 - ✓ Information about community resources such as libraries is provided.
- **Program Management**
 - ✓ The site accurately compiles well-child visit and demographic data and submits progress reports on time.
 - ✓ A book funding plan is in place.
 - ✓ Site has an active Site Coordinator who is responsive to Reach Out and Read staff.
 - ✓ Clinic leadership/administration is engaged with and is supportive of the program as needed.

Satellites

Primary Sites versus Satellite Sites

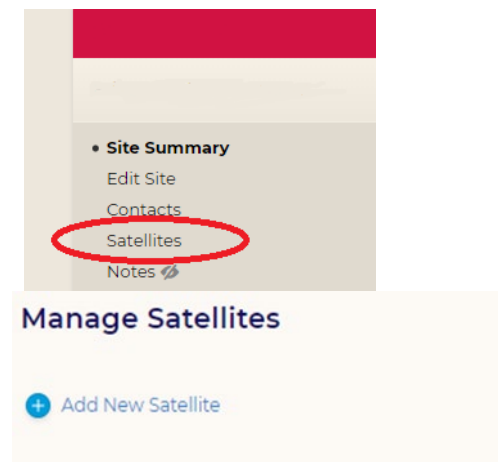
There are two types of ROR sites – Primary Sites and Satellite Sites.

- A **Primary Site** is tasked with ordering books and managing the training at their clinic in addition to providing administrative oversight (ordering/tracking of books, incorporation of all data into biannual Progress Reports, etc.) to all Satellite Sites.
- A **Satellite Site** is a smaller, sister clinic to the Primary location. Satellites often are not able to disaggregate their data from the Primary sites, and therefore look to the Primary Site for administration of the program, including Progress Report completion and book ordering.

Applying to add a Satellite Site to a Primary Site is an option for clinics looking to retain administrative control over multiple participating locations. As with Primary Sites, Satellite Sites are required to submit on official application and maintain the minimum criteria of 75% of provider training completion among providers assigned to the Satellite (we recognize that some Affiliates have higher standards for training and participation in Reach Out and Read, and we suggest you contact info@reachoutandread.org or your Affiliate Contact/Program Manager for more information). When submitting Progress Reports, Primary Sites submit information on behalf of themselves and all associated Satellites. Therefore, Satellite Sites are required to provide Primary Sites with all necessary data for submission.

How to Apply to Add a Satellite to Your Program

1. Log in to myROR using your email and password and click on the “Satellites” section of your site profile.
Please note that the application should be submitted by the On-Site Coordinator for the Primary Site, as they will be providing the administrative support required to ensure effective implementation of the program at the Satellite Site.
2. At the top of the Satellites page, click the blue “Add New Satellite” icon.
3. Complete all components of the satellite application. You will be asked to provide information on the physical location, site contacts, demographic data, and the number of well-child visits seen in a typical year. You will also be asked to submit a written statement of commitment to leading this new location through the ROR model with efficacy.
4. Satellite applications are processed on the same timeline as Primary Sites – the submission deadline is the second Monday of every month (with official notifications being sent out within that week). Satellite Sites can apply along with their Primary Site application or separately after the Primary Site has been activated.
5. Sites that are supported by an Affiliate are strongly encouraged to contact their Affiliate Contact/Program Manager to decide together whether to create a satellite application. Independent sites can also contact the National Office at info@reachoutandread.org for similar support.





Dealing with Staff Turnover

What do I do if I take over the responsibility of coordinating the Reach Out and Read program from someone else?

If you are a new Site Coordinator, welcome to Reach Out and Read! As a Reach Out and Read Site Coordinator, you play an important role in making Reach Out and Read successful at your clinic. Like most Reach Out and Read Coordinators, you will likely be responsible for book ordering, completing biannual progress reports, and serving as a contact between your Reach Out and Read program and the larger Reach Out and Read community.

If you have recently succeeded a Reach Out and Read Coordinator, there are several steps to take:

- **Introduce yourself to your local Reach Out and Read Affiliate or Reach Out and Read National.** If you do not know who your Affiliate contact is, please contact info@reachoutandread.org, and your message will be forwarded to your primary contact.
- **Before you can access your site's myROR.org profile, you will need to be added as a contact by either the outgoing Site Coordinator or your site's Medical Consultant.** To learn how to add a contact, click [here](#).
- **If you will serve as the main point of contact for Reach Out and Read at your site, please designate yourself as the Primary Contact.** To learn how to designate a primary contact, click [here](#).
- **Update the Site Summary and information for other site contacts.** For more information on updating site information and contacts, click [here](#).
- **Check to see if your program has an outstanding progress report.** If your site has a pending report, you will see an indication in bold with a calendar icon noting when the current report is due. If available, click the blue "Continue" button to complete the most recent report. To learn how to access the progress report, view the section on [Progress Reports](#) in this manual.
- **Check to see if you have a balance in your site's Scholastic or All About Books account.** Click "Funding/Order Books" in the gray menu on the left of the screen. Your balance, including account number and the date of the last balance update are listed at the top of the page. Please note that balance information on this page is not refreshed daily, so the balance info listed may not be current; it's always best to contact the book vendor to confirm your account balance before placing an order. For information about using your Scholastic and All About Books accounts to order books, please visit the Coordinator Manual section on [Ordering Books](#).

What do I do if I'm leaving my Reach Out and Read program or stepping down as Coordinator?

If you are leaving your Reach Out and Read program, either inform your replacement directly of any information they might need – including how to access myROR.org, details about program administration, contact information for your local Reach Out and Read Affiliate if applicable, and the location of this Site Coordinator Manual – or leave a detailed memo for your replacement including this information. If you are listed as the primary contact, add your replacement as a contact on myROR.org and designate them as the primary contact. Please also notify your Reach Out and Read Affiliate contact/Program Manager or National at info@reachoutandread.org of any staff turnover so that we may accurately update our records and contact the new Coordinator if there is a gap in staffing.



Books: Selection Policy and Guidelines

Who Gets Books?

Officially, Reach Out and Read serves children ages 6 months – 5 years, and all Reach Out and Read sites should provide books during well-child visits for each child within this age bracket. However, recent research shows that the benefits of reading aloud can be felt and observed even among newborns, and the [AAP's statement endorsing the Reach Out and Read model](#) recommends that “pediatric providers promote early literacy development for children beginning in infancy.” Therefore, while books are not required for Birth-6-months well-child visits, we strongly encourage that books be given during this age period along with advice to parents/caregivers to talk, read, sing, and play with their babies every day. For children older than 5 years, or older siblings of Reach Out and Read patients, providers may give a used book or have a library available for them in the waiting room.

Choosing Books: Quality, Appropriateness, and Cost

Reach Out and Read has developed relationships with national book publishing partners and vendors to offer participating sites access to thousands of high-quality, age-appropriate books for Reach Out and Read visits. Reach Out and Read's two approved vendors (All About Books and Scholastic) develop annual catalogs of children's books. Ordering from these catalogs has advantages in terms of price, ease of ordering, and selection; more information is available below.

Clinics are, of course, free to choose where they purchase their books; however, aside from the specific guidelines cited below, all books must meet literary standards of quality; developmental and cultural standards of appropriateness; and come at a sustainable cost.

Quality

Attractiveness: Are the illustrations eye-catching or the photographs breathtaking?

Accessibility and Accuracy: Are the captions under photographs easy to understand? Does the storyline make sense? Is the narrative compelling? If the book is non-fiction, are the facts correct? Are translations correct?

Enjoyment: The goal in book selection should always be to engender in children a love of reading. The temptation to select didactic materials, no matter how worthy the topic, must not override the primary goal of choosing a well-written story that a child will love to hear again and again.

Format: Is the book well-designed? Is the binding sturdy? Since these books are going to young children, it is important that the book be able to withstand rough handling. Except in limited circumstances, book formats that do not work well for young children include:

- pop-ups or books with moving parts such as tabs or flaps
- books with attachments such as beads or toys
- books with computer chips that make music or say words when a button is pushed

These types of books are often more costly and less durable than a regular board or paperback book. There is also the possibility that novelty books could be a hazard in some way, as well as distracting from the experience of the words and pictures.



Additional Resources

Recommended reading lists of children's books and selection guidelines are available at these websites:

- [American Library Association](#)
- [American Association of Publishers](#)
- [Children's Book Council](#)
- [The Horn Book](#)
- [American Academy of Pediatrics - Healthychildren.org](#)

Appropriateness

Content: Reach Out and Read policy regarding appropriate subjects for program books is as follows: Reach Out and Read first and foremost promotes shared reading of high-quality books by caregivers and young children. Some topics, while of social or personal value, are not appropriate for all populations and may distract from the central intent of the program. **Accordingly, providers at Reach Out and Read Sites do not give out books that have commercial/media tie-ins, contain stereotypes, or touch on subjects such as death, medical issues, religion, holidays, and divorce.**

Age: The following are some guidelines to help choose books for different ages. More detailed information is available in [What Children Like in Books](#).

BIRTH TO 6 MONTHS (Any format)

- Songs and nursery rhymes for parents/caregivers to read
- High contrast books
- Books with faces

6-12 MONTHS (Board books are easiest for babies this age to handle)

- Simple pictures with no words or 1 word per page
- Sturdy, brightly-colored board books to touch and taste
- Books with pictures of things they see every day – balls, bottles, chairs, dogs
- Small books sized for small hands

12-24 MONTHS (Board Books)

- Sturdy board books they can handle and carry
- Books that show children doing familiar things – sleeping, eating, playing
- Goodnight books for bedtime
- Books about saying goodbye and hello
- Books with only a few words on the page
- Books with simple rhymes or predictable text

24-36 MONTHS (Board or transitioning to paper)

- Books with pictures and names of many different things
- Books with board pages – but also books with paper pages
- Books with rhyme and rhythm, and repeated text they can learn by heart
- Books about children and families
- Books about food, animals, trucks, and other favorite objects

3-5 YEARS (Paper)

- Increasingly complex storylines as a child can concentrate longer
- Humor
- Books about familiar experiences such as going to school or daycare

Diversity, Equity and Inclusion

We recommend that you choose books that are reflective of the communities you serve. Look out for books that serve as ‘mirrors, windows and sliding glass doors’ to ensure your families see their own lives reflected in the pages. By choosing books that have a wide diversity of children, families and experiences and books that feature diverse families in engaging stories you will be helping to build empathy, kindness and generosity and supports your communities across the country.

- Are you providing books in the languages spoken by the families you serve?
- Are you selecting books that reflect the wide diversity of children and families in your community?

Cost

Reach Out and Read’s approved vendors work to find the best books for their catalogs at the lowest possible cost, with an average rate of **\$3.50** per book. When you buy from other vendors, consider:

- ☐ Is the cost of the book more attractive than the book itself?
- ☐ Can I get a greater discount if I order more copies of this book?
- ☐ Can I afford this method?
- ☐ What are the shipping costs?

When offered a donation of new books, consider the quality. Is this book one you would purchase? If the answer is no, then it is not suitable for your Reach Out and Read program.



Books: Obtaining Books for Your Site

Reach Out and Read Site Coordinators can explore book selections from several vendors and select those most appropriate for their Reach Out and Read program. *For those Reach Out and Read sites that receive support from a local affiliate, it is important to review book ordering processes and recommendations with Affiliate staff before proceeding.*

Below, you will find some of the most common methods and funding options for purchasing books, as well as some practical considerations for placing book orders.

Reach Out and Read Approved Vendors – All About Books and Scholastic

Reach Out and Read’s two approved vendors (All About Books and Scholastic) develop annual catalogs of children’s books. These vendors negotiate with a variety of publishers to make available high-quality titles at the best possible price.

Scholastic and All About Books Accounts: Upon becoming Active, every Reach Out and Read site is sent a catalog and is automatically issued an account with each of these vendors. Account numbers can be viewed by navigating to the Funding/Order Books tab of your site’s myROR.org account; this tab also includes links to the All About Books website and the Scholastic online store. **Please note that the Funding/Order Books tab is accessible only to those contacts who have authority to order books (On and Off-Site Coordinator, Medical Consultant and Clinic Manager).** All site contacts have access to the Books tab in the top menu bar where you can find general information for accessing the catalog for either vendor, and details about upcoming offers and sales.

SITE ID .

Clinic

Site Summary

Edit Site

Contacts

Satellites

• Funding/Order Books

Progress Reports

Book Shipments

Site Application

Quality Classifications

Funding / Order Books

ANNUAL BOOK BUDGET

Budget

\$137.50

ALL ABOUT BOOKS (AAB)

Account Number


Balance

Balance Date

N/A

N/A

N/A



SCHOLASTIC

Account Number

Balance

Balance Date


N/A

N/A

N/A

Access Code

N/A



Prepaid Accounts: Accounts with Scholastic and All About Books allow a “prepaid” feature for use in purchasing books from their respective Reach Out and Read Catalogs. Funds may be deposited into a site’s account, which then acts like a debit account: Every time you order from the vendor’s catalog, you may request that funds be deducted from the prepaid account.

- All About Books and Scholastic accounts are in no way linked (*i.e., Funds in an All About Books prepaid account can only be used to purchase books through All About Books*).
- Prepaid balance information and balance dates are listed on your site’s Funding/Order Books page on myROR; we recommend that you always confirm your balance with the vendor before ordering using prepaid funds.
- Prepaid funds should be used to purchase books within a year.
- If you want to use prepaid funds for an order, you must mention or select this option at the time of the order; otherwise, you will be invoiced.
- For information on depositing funds into an All About Books prepaid account, prepaid account balances, etc. – please call All About Books at 1-866-732-3667 or email service@allaboutbooks.org.
- For information on depositing funds into a Scholastic prepaid account, prepaid account balances, etc. – please call Scholastic Credit and Collections at 800-225-1761 x4493.

The All About Books and Scholastic Online Stores and Catalogs offer the following additional benefits:

- A wide variety of books from multiple publishers
- Bilingual Spanish/English books
- Significant discounts available only to Reach Out and Read programs
- An easy ordering and payment system via a Reach Out and Read prepaid account
- Free shipping and handling
- For Scholastic: 10 free books for every \$100 spent or an 8% discount
- For All About Books: 10 free books for every \$100 spent or a 5% discount
- Existing programs receive a new catalog annually, and catalogs may be ordered at any time by calling All About Books at 866-732-3667 or Scholastic Customer Service at 800-724-2222.

Special Offers

Throughout the year, Reach Out and Read negotiates special deals on books for Reach Out and Read sites. Publishers’ and distributors’ announcements about book sales are posted in the Books tab of myROR.org under *Special Offers*.

Publishers, Distributors, and Wholesale and Retail Vendors

There are many other excellent sources of high-quality, low-cost books that your site may choose to order from. If your site opts to buy from other vendors, *as stated above please keep in mind that the quality and appropriateness of books distributed through the Reach Out and Read program is always the priority*. However, while books from the Scholastic and All About Books catalogs have been reviewed, there is a variety of quality within each catalogue and just because a book is in the catalogue does not mean that there is not a better title available elsewhere at a similar price.

Some practical considerations when ordering from other vendors:

- The Site Coordinator must set up the clinic’s own accounts with outside vendors
- The site must agree to the sales terms of the vendor as well as meet its payment schedule. Most vendors request payment within 30 days of an order

- All invoices from book purchases are the responsibility of the site placing the order
- Please visit the Books tab of myROR.org for more information on alternate book sources

Ordering Books

Before you order books, consider the following:

- ☐ *The size and age breakdown of your clinic population:* Your clinic may find that it has more visits at one particular age and fewer at another. Determine the number of well-child visits in each age range so that you will order appropriate quantities of books for each.
- ☐ *Chronological age vs developmental age:* It is more important for a child to receive a book that is right for *them* than for their age. For example, many books that were written for children older than 36 months have been republished as board books, and judgement should be used as to whether the story will be engaging to a younger child. Conversely, the board book format may be the most appropriate for a 5-year-old with limited experience handling books. Let the individual needs of the children you serve determine what kinds of books you purchase and distribute.
- ☐ *The make-up of the community you serve:* English/Spanish bilingual books are available in the Reach Out and Read catalogs; other languages are available through vendors such as [Interstate Books4School](#), [Star Bright Books](#) or [Language Lizard](#).
- ☐ *Variety of books:* It is important that your providers have a wide variety of titles from which to choose. They need books appropriate for different ages, ability levels, and interests. **Many Site Coordinators share the catalog with providers to elicit suggestions for favorite books.**
- ☐ *Clinic storage:* Ensure that there is a space in your clinic to store books that will not disrupt your clinic's day-to-day flow and is easily accessible to providers. Let the available space inform how many books you choose to order at any given time. Remember that board books take up more space on the shelf.
- ☐ *Frequency of ordering:* The books go fast! Frequent ordering may be necessary depending on the number of well-child visits at your program, and your storage space. **Books generally take up to two to four weeks to be delivered** from a Reach Out and Read Approved Vendor, **so remember this when supplies begin running low.**

Tips for Easier Ordering

- **Board books:** You will need board books for the 6-24-month visits. This means keeping quite a few board books on hand!
- **Book ordering is fun but not without challenges.** Sometimes you might pick a book that your families or medical providers may not much enjoy, so test out unfamiliar titles by initially ordering in small quantities. In the end, selecting books is a trial-and-error experience. Ask for feedback from parents/caregivers, providers, and children about what works and what does not. Watch carefully to see which books disappear first and which linger on the shelves.
- **Make sure the "bill to" and "ship to" addresses are accurate.** At a hospital, billing and shipping addresses are often different. Introduce yourself and the Reach Out and Read program to the shipping/receiving department at your facility so they know whom to contact should problems arise with book shipments.
- **If you have any questions about books,** contact your Affiliate contact/Program Manager or Reach Out and Read National at books@reachoutandread.org.

Books: Administering, Storing, Categorizing and Tracking Book Distribution

Administering

Getting books to the exam room door, so that the medical provider may walk in with the book, is essential. What is your system for getting a book to the exam room? Each site has its own unique culture and workflow. It is critical that your team works together to develop a method for moving the book to the exam room so that the book is at hand when the provider enters the room. Some ideas include:

- Place the book with any forms that will be given out at the start of the visit.
- Place the book in the sleeve outside the exam room if there is one.
- Pull books for well-child visits in the morning or the night before, so that the medical provider can collect the book from a central area before the visit.
- Books selected for a day's worth of well-child visits can be put in a medical records cart or in a box or cabinet in a secure area so that medical providers – or assistants – can easily access and choose a book for the patient. Separating the books by age group, and language if appropriate, makes the selection process easier.

Storing Books

Storage space is highly prized and often scarce. You will need accessible yet secure space for your book supply to help ensure that you have enough books for the Reach Out and Read eligible well-visits. Many programs function well with central cupboards, closets, bookcases, or even mobile carts.

- Know where you can safely store the books. Many Site Coordinators keep new books in a closet or file cabinet and then put out the books needed for the day in a secure area easily accessed by the medical providers or assistants.
- Before ordering, consider how many books you can store at one time.
- Reach Out and Read programs are occasionally recipients of donated books requiring additional storage space. Off-site storage is sometimes a possible solution for longer-term storage until the books are needed.
- **Gently used children's books are not to be used for the program.** They can, however, be placed in your waiting area or exam room or given to siblings. Baskets, book racks, etc., are helpful to have for used books and help create a literacy-rich environment for waiting patients.

Categorizing Books

You will also want to categorize your books by age and language to make it easy for your providers and coordinators to choose books for your patients. Many sites categorize books by age, with all 6-12-month-old books on one shelf, all 12-18-month-old books on another, and so on. For each age group, some sites use color-coded tags placed in the book or place [labels](#) on the edge of each shelf corresponding to the age group.

Tracking Books

You will be required to provide information in your biannual progress report about the number of books you have handed out in the previous six-month period. Developing a system to track book distribution is important, especially as it relates to the overall number of Reach Out and Read visits/children at your clinic during that same period.

Remember: Although books are required to be given to children 6 months through 5 years of age, they may also be given to infants 0-6 months of age.

- **Establish a simple and reliable system with clinic staff to record each time a child receives a book.** This will give you the information for the progress report and help you track and evaluate the effectiveness of your program.
- This information is also useful when you need to reorder and want to know which books were popular, etc.
- Some possible ways to track books include:
 - Every time a provider or support staff selects a book to include in a child's well-visit, make a hatch mark on a tally sheet sorted by age group (titles aren't necessary; gross numbers are what is tracked.)
 - Add a BOOK GIVEN checkbox to the existing EMR encounter form in the patient record.
 - Consider integrating Reach Out and Read into your EMR/EHR system templates and reports.
 - Place an index card/bookmark inside each book so when a provider gives the book, they remove and place the card/bookmark in a basket that is retrieved every month and counted.
 - Encourage providers to record the specific book or just write "book given" in their notes.
 - Cross-check the accuracy of your book-tracking by counting the number of books available at the beginning and end of a time period and compare to your tracking system to see how accurate it is. Big discrepancies can be the springboard for a conversation at a staff meeting.
- Keep the system simple and people will be more likely to comply.
- Knowing the number of children up to 5 years old seen weekly or monthly for well-child visits will help you estimate in advance the number of books you need.
- **Knowing that number will also tell you whether books are disappearing too quickly** (e.g., being given out at other visits, given to siblings, or just disappearing) **or too slowly** (not being given out by providers).
- Which books are favorites and should be reordered? What titles are not popular with the staff or families? Is there sufficient variety for each age group/language?
- Keep a record of orders and books received. Save invoices and packing slips as part of your inventory system.
- **Work out a system that is most efficient for your staff. The most important thing is that it works for you and effectively tracks the flow of books.**





Frequently Asked Book Questions

Who orders the books?

Usually, the Site Coordinator or Medical Consultant. Other possible candidates may be volunteers in your clinic, a partnering literacy professional, such as a local children's librarian, or a member of your Affiliate's staff.

Can I use my prepaid account to pay for any book order?

NO. Funding available in a pre-paid account can only be used to purchase books from the corresponding vendor with whom the funds were deposited. Sites cannot use funds in a Scholastic prepaid account to pay for an order with All About Books, or vice versa.

Is the shipping and handling free on my order?

It depends. Shipping is free through Scholastic and All About Books but varies for other publishers and distributors.

I called the publisher, and my order was not received. Why?

Large publishers need up to two business days to enter your order into their system before it can be confirmed as received. Always keep a copy of your order as documentation until your books arrive.

Can I return the books I ordered?

It depends. Be sure to acquaint yourself with the vendor's return policy before placing an order. Books purchased on sale are generally noted as non-returnable (i.e., books cannot be returned unless the books are damaged upon receipt). Books are returnable to Scholastic and All About Books, but your site must pay the return shipping.

I see that I must give "Bill to" and "Ship to" addresses. What is the difference?

Many Reach Out and Read Sites have the same billing and shipping addresses since the books being ordered are going to the address associated with the prepaid account number. Multi-Site Coordinators may have orders going to several addresses (Ship to:) but the invoice (Bill to:) should go to the address of the Coordinator.

My address is longer than the order form allows. What do I do?

Getting mail or shipments to a medical site often requires several address lines. Unfortunately, publishers and distributors often have limited space on their labels. Abbreviate words when possible, such as *Bld* for Boulevard or *F1* for Floor. Use state abbreviations. The format most used in publishing computer systems for labels is:

- One line for site name – 30 characters including blank spaces
- Two lines for address – 30 characters including blank spaces (One line can be used for the contact name, if not needed for address info. The contact name may also be placed with the address information or with site name.)
- Space for city, state, and zip code on a fourth line. Example:

J. J. Jones Children's Hospital
1224 MLK Jr. Dr, Ambly Peds Cln F1 202
Attn: Jane Doe
Davisville, DE 55555-5555

Creating a Literacy-Rich Environment

Reach Out and Read sites recognize that encouragement of parent-child interactions and literacy awareness start even before the appointment begins, in the waiting areas, exam rooms, and physical spaces throughout the clinic. When families are surrounded by an environment that fosters parent-child engagement through reading, and makes literacy resources available, the anticipatory guidance and messages provided during the Reach Out and Read visit are reinforced. Since most children and parents/caregivers spend some amount of time waiting, many spaces can actively promote parent-child interactions through sharing books.

We recognize that Covid-19 changed the ways in which many sites and health systems choose to utilize the waiting room. As many sites continue to take increased infection control precautions, we support local decisions around volunteer engagement, visitors, book drives, gently used books and other materials in the waiting room, and other practices that impact the literacy-rich environment of your sites. Reach Out and Read encourages local collaboration in these matters, and we support clinic and health systems' protocol for keeping their patients safe.

How to Enhance a Waiting Area

- Designate a special reading area or nook for children; larger spaces might include a child-sized table and chairs, a colorful rug, bookcase or basket full of gently used books, a bulletin board with changing themes, etc.
- Offer gently used children's books/magazines for shared reading or as take-aways while children and caregivers wait. Clinics often obtain books for the waiting room through used book drives or donations from staff, local families, community groups, and businesses.
- Decorate clinic walls with Reach Out and Read posters, photos of families reading together, framed copies of children's book covers, or other literacy-themed artwork. Art students or artists can also create wall murals with themes or characters from children's literature.
- Post information about local community educational resources and libraries – locations, story hour times, etc.
- Utilize Reach Out and Read resources in the Resource Library to create resource packets that include handouts such as [What Children Like in Books](#), [Reading Tips](#), [Developmental Milestones](#), and local resource information
- Consider recruiting volunteer readers to share stories with children and model for parents/caregivers the techniques – and joys – of reading aloud.
- Remove or turn off the TV or include videos of shared reading practices from [Reach Out and Read's YouTube channel](#).

How to Enhance the Exam Room

- Affix wall decals of books or storybook characters to the walls/ceiling (or have an artist paint them).
- Hang literacy-themed posters on the walls or the back of the exam room door.
- Offer a basket of used books and/or child-friendly word puzzles for literacy enrichment while waiting.
- Put corresponding Developmental Milestone bookmarks or flyers with each Reach Out and Read book.
- Give a [Prescription for Reading](#) with Reach Out and Read books.
- Include age-specific tips in the existing post-visit summary that the parent takes home.

How to Use Volunteers to Promote Literacy

- Volunteers can read books to children and model appropriate reading techniques to parents/caregivers as well as offering other literacy-rich activities such as puzzles, simple board games, puppet activities, etc.
- Volunteers from community organizations (and/or clinic staff) can hold used children's book drives:
 - Junior League members, senior citizens, hospital volunteers, medical students and residents, high school and college students can all become volunteer readers or donate used books.
 - Scouting groups, Rotary Clubs, and faith-based youth groups can build bookshelves, paint walls, etc.

Where to Find Reach Out and Read Materials

- [Developmental Milestones of Literacy](#)
Milestone charts in English and Spanish (other languages are also available) are designed to help providers and parents/caregivers learn age-appropriate literary behaviors for children at varying stages of development.
- [Reading Tips for Families](#)
This colorful tip sheet offers suggestions for ways families can incorporate reading into their daily routines.
- [Prescription for Reading](#)
This sheet can be printed and cut into individual “prescriptions” for families. Each prescription is English/Spanish bilingual.
- [What Children Like in Books](#)
This guide offers suggestions for the kinds of books most suitable for children at various ages.
- [Visit the Library Flyer - Leyendo Juntos](#)
Available in English and Spanish, this one-page flyer encourages families to explore their local library.

Where to Find Other Artwork, Décor, and Additional Resources

- [Read Aloud 15 Minutes](#)
Read Aloud offers colorful, fun flyers that feature tips, messaging, and facts about the importance of reading.
- [Demco](#)
Demco offers a large variety of inexpensive children’s and educational posters, flyers, and coloring sheets featuring characters from Dr. Seuss, Eric Carle, and other favorites.
- [American Library Association](#)
The ALA sells posters, bookmarks, clings, decals, and other décor items that promote literacy and encourage library use and reading.

Where to Find Furniture and Materials

- [Demco](#)
In addition to wonderful posters, Demco has a large selection of child-sized furniture, rugs, interactive games, bookshelves, and educational activities.
- [Lakeshore Learning](#)
Lakeshore offers high-quality educational and children’s products, including rugs, furniture, and bookshelves.
- [Kaplan](#)
Kaplan is one of the largest and oldest school supply and early childhood companies, and they offer furniture, storage, and activities to outfit literacy-rich clinical environments.

Fundraising

As Site Coordinator, your role includes responsibility for ensuring your long-term book needs are met. As you know, each child in Reach Out and Read is given a brand-new, age-appropriate book by their pediatrician at each well-child visit through 5 years of age.

You can anticipate an average cost of \$3.50 per book, so your Annual Book Budget (ABB) is the number of Reach Out and Read well-child visits/year x \$3.50 (avg. cost of book). When you start your application, you must ensure that you have at least one year's worth of book funding to sustain your clinic's Reach Out and Read program. Sites are ineligible to become Active unless this funding has been secured. You should also consider how you plan to sustain book funding for your program.

You may also want to consider raising additional funds for non-book purchases including furniture for your Literacy-Rich Waiting Room, a salary for a Site Coordinator if you are a large program, or other materials.

Your site will likely need to contribute to at least some of your program's Annual Book Budget. You may achieve your commitment in a variety of ways – by working with a development team within your institution, by working with your local Reach Out and Read Affiliate, or by doing your own fundraising.

Fundraising may seem like a daunting task, but by creating a simple plan that fits the needs of your site, you can raise funds to purchase books. There are many reasons that people and organizations want to give to Reach Out and Read, and these are the same reasons you believe in this program:

- Reach Out and Read believes that all families should have access to books and the meaningful moments that are created by shared reading with children.
- By integrating reading into pediatric practices, advising families about the importance of reading aloud, and giving books at well-child visits, Reach Out and Read fosters enduring family bonds between caregivers and their children that promote healthy childhood development.
- Spending time with a loving adult provides exceptional benefits for young children. The simple act of reading aloud together helps create a lasting emotional connection, stimulates a child's cognitive development, and lays the groundwork for a lifelong love of reading and learning. These precious moments become cherished memories—but their impact on a child's future is far more important.
- Research shows that building strong adult-child relationships—as we do when we read together—can overcome some of the negative effects of adverse childhood experiences (ACEs) as identified by the Centers for Disease Control and Prevention. The buffering effect of these loving relationships can create more resilient families and improve the health outcomes and well-being of children who face systemic barriers to their ability to thrive.
- Reach Out and Read is uniquely poised to reach more children than other organizations because we are the *only national early literacy nonprofit that partners directly with pediatric medical providers*. Over 90% of children in the United States under age six have visited a medical provider for a check-up in the past year and medical providers are highly trusted by parents/caregivers, making them ideal ambassadors for the importance of reading with young children.



- With a network of over 33,000 providers at 6,000 sites, Reach Out and Read serve children and their families at 8.5 million well-child visits in all 50 states, Canada and US military sites world-wide, with guidance each year.
- In 2022, providers shared over 6.6 million brand-new, age- and language-appropriate books with children between the ages of birth and five years.
- Reach Out and Read is the only early childhood literacy program endorsed by the American Academy of Pediatrics.

Donors love to hear local stories about children and families who benefited from Reach Out and Read. You may choose to share stories of children and families who visited your practice, without disclosing their names.

Here are some other tips:

- You will find resources for reaching out to individual donors, foundation donors, and more in the Resource Library on myROR.org.
- If you are interested in learning more about how to leverage Reach Out and Read's online fundraising page for your site's fundraising efforts, please email development@reachoutandread.org.
- To ensure that Reach Out and Read Affiliates, Reach Out and Read National, and other sites are not duplicating funding requests, please communicate with your Affiliate contact/Program Manager, or National, before approaching large or statewide funders to support your site.
- Collaborating with community groups that are also involved with local children can be a great way to raise money and bring on new interest in Reach Out and Read. Reach Out and Read sites have had partnerships with chapters of civic groups like Junior League, Rotary Club, Lions, and Kiwanis. Some of these chapters "adopt" certain local charities, providing them with donations, holding events to benefit them and recruiting volunteers.
- Send written thank-you letters to donors for all gifts.

Accepting Donations

As a Reach Out and Read site, you will need to be sure that you can legally accept donations. Most individuals and charitable corporations or foundations will want you to have official tax-exempt status to receive their donations. The technical term for this legal position is 501(c)(3) status. Your health organization may already have this status, but if you don't, you may need to consider working with a fiscal sponsor. If you have any questions about this process, please email development@reachoutandread.org.

The Reach Out and Read National Development Team is always able to provide support for fundraising from individuals, foundations, and more. Please do not hesitate to contact us at 617 455-0613 or development@reachoutandread.org.



Public Relations and Using the Reach Out and Read Name

Reach Out and Read National has created a number of communications materials that may be adapted for use by all who have permission to use the Reach Out and Read name, including all clinics/practices implementing the Reach Out and Read program. The role of National's Development Team is to develop and implement Reach Out and Read's national communications strategy and to support the communications efforts of individual Reach Out and Read Affiliates and sites.

As previously mentioned, we invite you to visit the Resource Library on myROR.org for selected materials that will help you communicate with your community and build awareness of the importance of Reach Out and Read!

It is important that, to the extent possible, we present Reach Out and Read as a clear, consistent and recognizable brand across the country. A consistent message lifts our brand and has a positive impact on the children and families we serve.

If you are interested in using the Reach Out and Read logo on your materials or have any questions about events, public relations, social media, branding or design, please email communications@reachoutandread.org.

Using Pictures

A great way to fundraise and build public relations is to use pictures of families enjoying Reach Out and Read. If you decide to take pictures of your site's families, **you must obtain a signed photographic consent and release form from the parent/caregivers**. You are welcome to use [the Reach Out and Read photographic consent and release form](#), available in English and Spanish in the myROR.org Resource Library. We recommend storing the signed photographic release forms in a secure location, preferably in digital storage.

Reach Out and Read National and its Affiliates always welcome photos of families enjoying Reach Out and Read, so please feel free to send us any pictures you have. If you decide to send pictures to National or to an Affiliate, please email the picture to your Affiliate contact/program manager, or to communications@reachoutandread.org if you are an independent site, **along with the Reach Out and Read photographic consent and release forms for every child photographed**.



Glossary of Terms

Active: Reach Out and Read sites that are in good standing and submit all progress reports on time.

Active Non-Reporting: The status of Reach Out and Read sites that do not submit two consecutive progress reports.

Affiliate: Reach Out and Read Affiliates are local offices affiliated with Reach Out and Read National that work directly with Reach Out and Read sites in their designated geographies to ensure the effective implementation and quality of the Reach Out and Read model. Affiliates provide technical assistance to programs and oversee program expansion, community outreach, fundraising, public relations, and advocacy in their area.

Annual Book Budget (ABB): The estimated dollar amount a site needs to purchase books for Reach Out and Read well-child visits. The calculation is derived by taking the number of well-child visits for children ages 6 months through 5 years in a given year and multiplying it by the average book cost of \$3.50.

Annual Book Commitment (ABC): Equivalent to the annual number of well-child visits for children ages 6 months through 5 years, i.e., the total number of books needed each year for the Reach Out and Read program.

Approved – Needs Training: A site that meets the requirements to participate in Reach Out and Read and is approved to take the Provider CME Training; an Approved – Needs Training site is in the process of becoming Active. At this stage in the application, all providers who will be performing the Reach Out and Read intervention should be added as contacts to myROR.org and complete the CME training hosted there. Once 75% of providers have completed the training, the program site will become Active.

Approved – Waitlisted: A site that meets the requirements to participate in Reach Out and Read but is not yet able to begin the provider training process and become an Active site, due to possible issues like a lack of funding, Affiliate capacity, or overall strategy alignment. Once these issues are addressed, National will work with the site and/or Affiliate to move the site to Approved – Needs Training.

Complete – Awaiting Approval: A site that has submitted its complete application and has yet to be approved to move forward in the Reach Out and Read startup process.

Inactive: The status of Reach Out and Read sites that no longer participate, either due to inactivity, program discontinuation, or other factors. Sites that do not complete more than three successive progress reports will be deemed Inactive. Inactive sites must submit a new application to participate in Reach Out and Read.

In Progress: The status of a site applying to become a Reach Out and Read program that has not submitted its application.

Medical Consultant: The site's medical provider who volunteers to be the voice of Reach Out and Read for the site. They act as a medical champion for Reach Out and Read and early literacy promotion within their clinic, health system and community. Medical Consultants are responsible for ensuring that providers have completed the Reach Out and Read Provider CME Training. This person believes in the program, touts its benefits to management, staff and families, funders and other constituencies, and actively participates in Reach Out and Read.



Prepaid Account: A site's book funding account set up in partnership with Scholastic and All About Books to allow for the receipt of funds and ease in ordering of books for the Reach Out and Read program.

Reach Out and Read National: The Reach Out and Read National headquarters is based in Boston, MA, and provides training modules, ongoing technical assistance, early literacy resources and, depending on resources, books, to eligible Reach Out and Read sites throughout the country.

Reach Out and Read Provider CME Training: A CME-accredited course, hosted on myROR.org, that is required for all providers participating in Reach Out and Read. This course is made available after programs complete their application and are officially approved to train by Reach Out and Read National.

Resource Library: A catalog of resources available on myROR.org that aims to support participating clinic sites in the management of their ROR programs and the interactions clinic staff have with children and families in their practice. The Resource Library makes use of a powerful search engine that provides results based on Tags, Titles, and Descriptions of resources to provide users with the tools they need to implement a successful ROR program.

Site: A clinic, hospital, or other primary care setting that is participating in the Reach Out and Read model.

Site Coordinator: This person is responsible for the administrative aspects of running Reach Out and Read at their site, including updating information on myROR.org, ordering books, tracking book distribution, assisting with creating and maintaining a literacy-rich environment, and completing biannual progress reports.

Site ID: The identification number allocated to each Reach Out and Read site. The Site ID is used for ordering books from the approved Reach Out and Read vendors, Scholastic and All About Books.

Site Quality Classification: A tool used by Reach Out and Read National and Affiliates to assess the quality of Reach Out and Read sites, and to create plans of action for improvement.

Site Visits: Visits conducted by Affiliates to Reach Out and Read sites within the Affiliate's geographic area to ensure compliance with the Reach Out and Read model and offer opportunities for site contacts to discuss questions, challenges, successes, or concerns.

Slated for Deactivation: A site that has not submitted three consecutive progress reports becomes slated for deactivation. Reach Out and Read National conducts regular audits of Slated for Deactivation sites after each progress report and moves them to Inactive status when appropriate.

Sustainability Support: Books provided to sites from Reach Out and Read National. These books are provided to eligible sites after they have completed one progress report, depending on available resources.